



KEEP BRITAIN TIDY.

Primary



www.eco-schools.org.uk



Introduction

In England, Eco-Schools is part of Keep Britain Tidy and we are passionate about reducing litter. In the UK over 2.25 million pieces of litter are dropped each day and this costs our country £885 million to clean up annually. It affects streets, parks, beaches and our wildlife: each year the RSPCA receives over 7,000 calls about litter related incidents. Completing litter picks gives pupils the opportunity to tackle litter problems in their local environment by removing litter and influencing habits. This booklet is designed to give your pupils ideas, inspiration and advice for completing litter picks in your school or local community. We hope you find our guidance useful and that you are able to participate in many successful, safe and satisfying litter picks.

**We love hearing from you @ecoschools #ecoschools and
remember to participate in The Great Big School Clean
Friday 22nd March 2019**





Why should you complete a litter pick in your school?

Litter picks:

- Are fun and rewarding for pupils.
- Allow children to make a difference to their local area and the world they live in.
- Provide opportunities for contextual learning that links to the National Curriculum.
- Help your school work towards an international Eco-Schools Green Flag award.
- Help your school create links with its local community.
- Improve environmental awareness amongst pupils.



“The absolute enthusiasm of a group of 6-8 year olds ‘doing their bit’ and loving every second of it— they’d have continued all day, despite the cold!”





Crisps

Each year, Eco-Schools likes to focus on one specific item of litter and this year our focus is on crisp packets. During Keep Britain Tidy's Great British Spring Clean 2018, 49% of participants found crisp packets (or similar) when litter picking.

At Eco-Schools this doesn't surprise us as at the moment crisp packets cannot be recycled; despite looking like foil they are metallised plastic film. The largest crisp brand in the UK has committed to making their packaging recyclable or biodegradable by 2025, but that is still 6 years away! With The Guardian newspaper stating that the UK eats 6 billion packets of crisps each year, that is a colossal amount of waste in the meantime.




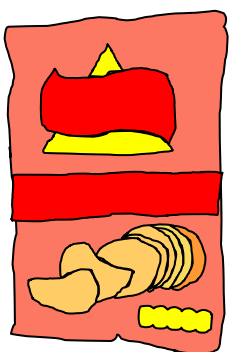
As crisps is our focus, we want to see we can achieve together. To do this we are asking you to collect the following information during each litter pick:

- Total number of crisp packets picked up.
- The number of salt and vinegar, ready salted, cheese & onion and 'other' crisp packets collected.
- The most littered brand of crisp.

In our additional material section (at the back of this pack) we have included resources to help you collect this information and you can submit your results by filling in our simple, online form found here:

<https://www.surveymonkey.co.uk/r/EcoSchoolsLitter>

Thank you very much for your support, Eco-Schools England.





Step 1: Litter Legends

To begin, you will need to decide who will take the lead in organising litter picks in your school. Whilst we encourage whole school and wider community involvement, we recommend gathering a group of committed Litter Legends to take responsibility for coordinating your litter pick(s). You can use your existing Eco-Committee; form a new, offshoot group or even delegate the responsibility to a class or year group.

Your Litter Legends will be responsible for:

- Deciding how often your school will complete litter picks (will it be a one off event or regular occurrence)?
- Choosing who is going to participate in litter picks.
- Reviewing the litter problem in your school and local area.
- Deciding when and where your litter pick(s) will take place.
- Gathering and looking after the equipment needed for litter picks.
- Informing your school about litter related issues.
- Involving the whole school and wider community in litter actions.
- Gathering data to monitor and evaluate the success of litter picking events.





Step 2: Revolting Review

Review

In our Additional Materials section, you will find a Revolting Review questionnaire that has been specifically designed to examine the litter situation in your school and its surrounding area. Hopefully, it should also allow your pupils to begin thinking about the causes of litter and how to tackle them. The questionnaire should be completed by as many pupils as possible and it should take no longer than 15 minutes to complete.

Reveal

Once your Litter Legends have collated data from the Revolting Review, it is time for them to inform the rest of the school about their findings. This could be done in a whole school assembly or through each member of the Litter Legends feeding back to their class or year group. They might also want to inform parents through newsletters or social media @ecoschools

Repeat

When you have completed your litter pick(s), we recommend you repeat the same Revolting Review. Hopefully, the results should demonstrate a reduction in litter in and around your school alongside an improved awareness of issues relating to litter. The improvement can be fed back to the whole school and used as evidence in Step 6: Junk Judgement.





Step 3: Planning a Pick



When you have a group of Litter Legends who have gathered data using the Revolting Review, it is time for them to begin planning their litter pick.

Who?

The first thing your legends need to think about is who is going to be involved. Initially, it might just be the Litter Legends completing a litter pick, however, at Eco-Schools we like to encourage whole school involvement whenever possible. A rota could be set allowing a different class or year group the chance to participate in a litter pick each term. Alternatively, you could involve the whole school in a week or single day of action:

The Great Big School Clean

Friday 22nd March 2019.

Your Litter Legends may also want to invite parents/carers or other members of the school community to participate: their involvement can help you provide evidence towards your Eco-Schools Green Flag award Step 5: Informing and Involving.

Our only rule at Eco-Schools is not to sentence children to litter picking as part of a punishment: litter picks are fun and rewarding we want to stop people littering through positivity!

When?

This is totally up to your Litter Legends. We have seen schools conduct litter picks during playtime, lunchtime, lesson time, before school, after school and even at weekends (in order to achieve maximum involvement from your local community).

You will also need to decide if your litter pick is a one-off event or a regular occurrence. Litter picks can take place at any time of year: don't let cold, rain or even





Don't forget to participate in The Great Big School Clean on Friday 22nd March 2019 your chance to see how much can be achieved when we all join forces!

Where?

If only the Litter Legends are completing the pick, then it can take place within the school grounds. If you hope to involve the whole school, then the litter pick may need to spread outside your school grounds as hopefully your school doesn't have enough litter to keep a whole school busy. Your Revolting Review should help your Litter Legends to identify the most littered areas, but please remember to stay safe by choosing low-risk areas such as your local Green Flag park or Blue Flag beach, completing a risk-assessment and asking for parental permission before your event. You may want to sketch a map of the area chosen clearly labelling boundaries and restricted zones.

What?

You should gather equipment to help you successfully and safely complete a litter pick, for example:

- High visibility jackets or tabards
- Heavy duty gloves
- Heavy duty refuse sacks
- Litter pickers
- Litter hoops
- Suitable footwear





If your school doesn't have equipment such as litter pickers or litter hoops, contact your local education authority or the council as they are often able to loan equipment or give advice and support funding or obtaining your own equipment.

Safety

The most important thing to consider when planning a litter pick is safety. If you choose to complete a litter pick outside your school grounds you should visit the site and carry out a full risk assessment before commencing your litter pick. Depending on the site you choose, for example council owned land, you may need to gain permission in advance of your litter pick.

You should always choose sites that avoid major hazards such as busy roads, train lines, fast flowing water and derelict buildings. Children should also be told **never** to reach on to a road or into water to pick up litter. You may want to sketch a map of the area prior to your event including: restricted zones, litter collection and first aid points.

As mentioned earlier, we also recommend gathering equipment for your litter pick. High visibility jackets will allow your pupils to be easily seen and provide your group with a sense of identity. Heavy duty refuse sacks help to store rubbish collected and heavy duty gloves protect hands. We also recommend you use litter picks and hoops.

Before your litter pick, make sure pupils understand which items are potentially dangerous and should in no circumstances be picked up (broken glass, drug related litter, biohazards etc). The best piece of advice to give to pupils is if they are in any doubt to ask a teacher Pupils should also be briefed on hygiene:

- Each child must wear heavy duty, protective gloves at all times
- Cover any cuts (however minor) with surgical tape or a waterproof plaster
- Do not touch mouth or eyes whilst litter picking
- Wash hands and forearms before eating, drinking or going to the toilet.





Step 4: Refuse Resources



Completing a litter pick provides opportunities for contextual learning that links to the National Curriculum. Below are some of the ideas we have had for lessons, but if you have your own ideas please let us know so we can tell other schools about them @ecoschools #ecoschools

- Maths: Collecting data from the litter pick using tally charts.
- Maths: Presenting data from the litter pick using pictograms, bar charts or pie charts.
- English: Writing a balanced argument “Should litterers be fined?”
- English: Writing a newspaper report about your litter pick.
- Science: Investigating everyday materials and why they are used.
- Geography: Linking to distribution of natural resources.





Step 5: Rubbish Recruitment and Trash Talking



By Step 5, you should have a group of Litter Legends who are leading the project, collected data using our Revolting Review, decided on the logistics of your litter pick and thought about how you are going to integrate your litter pick into your school's curriculum. Now, it is time for your Litter Legends to consider how they're going to maximise involvement in their planned litter pick(s) by letting everyone know about it.

The best way to involve your whole school is by getting each pupil out there litter picking. If you complete the litter pick outside the school grounds, you can involve your wider school community by inviting other family members.

We recommend that your Litter Legends keep the entire school community up to date throughout the process through newsletters, school social media accounts and (of course) posting on your Eco-Board. They should make sure they:

- Explain what a litter pick is and why it is happening
- Explain the findings of the Revolting Review
- Let everybody know when and where it is happening as well as who is taking part
- Present monitoring and evaluation data
- Inform everyone about your school's Clean Code (Step 7).

Your whole school, local area and wildlife will benefit from your litter pick, however, in order for your pupils to properly understanding litter related problems we recommend you involve as many people from your school and its community as possible. You may want to consider whole school involvement in **The Great Big School Clean** on Friday 22nd March 2019, creating a yearly litter picking rota or hosting community clean ups that happen outside school hours.





Litter Pick



Time for your school to get out there and get cleaning! Have fun, stay safe and be proud. If one piece of litter is collected, that's an achievement.



Step 6: Junk Judgement



When you have completed your litter pick, it is time for your Litter Legends to decide if it was a success. First, we recommend repeating the Revolting Review and comparing before and after results. You could also weigh the total amount of litter collected using luggage scales or record the total pieces of litter collected using tally charts or a clicker counter. An even easier way to monitor your success is by simply counting the number of bin bags collected after the event.

You can use the data collected in numerous ways to support curriculum work in maths, for example:

- Pupils could create a pictogram to show the number of bin bags of litter each class collected.
- Pupils could record the different types of litter collected and present the data in a pie chart.
- Pupils could record where they find the litter and produce a bar chart to show the most littered areas,





At Eco-Schools England, we are also trying to demonstrate what can be achieved as part of a collective. To do this we ask that your Litter Legends complete our simple, online survey after each litter pick (it should take no longer than a couple of minutes). You will be asked:

- Total number of bin bags collected.
- Total weight of litter collected.
- Number of participants.

And focusing on our crisp theme:

- Total number of crisp packets picked up.
- The number of salt and vinegar, ready salted, cheese & onion and 'other' flavoured crisp packets collected.
- The most littered brand of crisp.

You can complete our simple, online survey here:

<https://www.surveymonkey.co.uk/r/EcoSchoolsLitter>

Remember your Litter Legends should tell your whole school about your achievements and post your monitoring and evaluation data on your Eco-Board.





Step 7: Clean Code

Your Litter Legends have organised, completed and evaluated the success of their litter pick(s), we hope they have had fun! Now, it is time to create a Clean Code for your school that can be incorporated into your Eco-Schools existing Eco-Code.

Your school's Clean Code should be a mission statement that reflects your school's attitude towards litter. Here are some of our (admittedly not great) ideas:

- Get rid of litter to make our school glitter!
- Litter is bad, it makes me sad, that is why litter picking is so rad!
- Don't be bitter, do something about it and pick up litter!
- Rubbish rubbish everywhere, our school's litter pick shows we care!

If you can do better let us know @ecoschools #ecoschools.





Revolting Review



Which photo best represents the litter situation in our school?



A



B



C



D





Have you ever littered? Yes No

Would you drop litter? Yes No

Do you think it is important not to drop litter? Yes No

Have you ever participated in a litter pick? Yes No

Would you be willing to try litter picking? Yes No

What would you do with litter if you are walking home or to school and can't find a bin?

- Drop it on the ground, someone else will pick it up.
- Keep hold of it and put it in the bin when I reach my destination.
- Put it somewhere it doesn't look messy like next to a wall or on a bench.

Have you seen any litter in our school today? Yes No

If you answered yes how many pieces?

- 1-2
- 2-10
- 10+





Did you see any litter on your way to school today?

Yes

No

If you answered yes, roughly how many pieces? _____

Which of these do you think is the most common item of litter?

- Drink bottles and cans
- Crisp packets
- Plastic bags
- Fast food wrappers
- Sweet and chocolate wrappers
- Coffee cups

Other _____

Which area of our school grounds do you think has the most litter?


Which area near to our school do you think has the most litter?

Why do you think it is important to not drop litter?


- It looks horrible
- It damages the environment
- It harms animals
- It is unhygienic
- It costs lots of money to clean up
- All of the above

Thank you for completing our Revolting Review





Crisps



Number of crisp packets collected:	Tally
------------------------------------	-------

Crisp Flavour	Tally
Ready Salted	
Salt and Vinegar	
Cheese and Onion	
Other	

